














































## Injektordüsen Feldbau

<b>Düse</b>	<b>AirMix® Flat Fan</b> 	<b>AirMix® OC</b> 	<b>AirMix® HC</b> 	<b>TurboDrop® TD Standard 110°</b> 	<b>TurboDrop® TD Standard 80°</b> 	<b>TurboDrop® TD-XL Standard</b> 
<b>Spritzbild</b>						
<b>Spritz- winkel</b>	110° / 80°	80° (15° + 65°)	80°	110°	80°	110°
<b>JKI- Eintragung*</b>						
<b>Seite</b>	17	18	20	26	27	28
<b>Düse</b>	<b>TurboDrop® TD-XL-D Standard</b> 	<b>TurboDrop® TD-ADF Standard</b> 	<b>TurboDrop® TD-ADF Vario</b> 	<b>TurboDrop® HiSpeed Standard</b> 	<b>TurboDrop® HiSpeed Uni Clip</b> 	<b>TurboDrop® TD VR MK III TipCap</b> 
<b>Spritzbild</b>						
<b>Spritz- winkel</b>	110°	2 x 110°	1 x 110° 1 x 80°	2 x 110°	2 x 110°	110°
<b>JKI- Eintragung*</b>						
<b>Seite</b>	29	32	33	34	35	36
<b>Düse</b>	<b>TurboDrop® TD VR MK III HiSpeed</b> 	<b>Albuz® AVI 110°</b> 	<b>Albuz® AVI 80°</b> 	<b>Albuz® CVI 110°</b> 	<b>Albuz® CVI 80°</b> 	<b>Albuz® AVI-OC</b> 
<b>Spritzbild</b>						
<b>Spritz- winkel</b>	2 x 110°	110°	80°	110°	80°	80° (15° + 65°)
<b>JKI- Eintragung*</b>						
<b>Seite</b>	37	46	47	48	49	50








\* Details zu JKI-Eintragungen s. jeweilige Produktseite




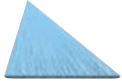




## Injektordüsen Feldbau

Düse	Albuz® CVI-OC	Albuz® AVI-TWIN	Albuz® CVI-TWIN			
Spritzbild						
Spritzwinkel	80° (15° + 65°)	2 x 110°	2 x 110°			
JKI-Eintragung*						
Seite	51	60	61			

## Standarddüsen Feldbau

Düse	SoftDrop	BPDF PWM	SprayMax	TipCap TCP	TipCap TCC	Hohlkegel- düse DC
Spritzbild						
Spritzwinkel	110°	110°	110° / 80°	110°	110°	45° – 95°
JKI-Eintragung*						
Seite	24	25	40	41	41	43

Düse	AN – 1/2 M	Albuz® OCI	Albuz® AXI	Düsen- Schlepprohr	Beluga Standard	Beluga Bausatz L/XL
Spritzbild						
Spritzwinkel	100° – 140°	80° (15° + 65°)	110° / 80°			
JKI-Eintragung*						
Seite	44	45	53	66	70	71

\* Details zu JKI-Eintragungen s. jeweilige Produktseite