

Hose drop system 5S and 5SL

Crop production

- Flexible hose drop system for late liquid fertilizer application

Advantages

- No scorching because weight-loaded 5-orifice tip is submerged in crop
- 5-orifice tip distributes the liquid fertilizer uniformly in the crop with 0.5 m hose spacing
- Lower boom loading when pulling through the crop in comparison with 0.25 m hose drop system
- Compliance with transport width through ideal adaption of the hose when the boom is folded
- Extension as spacer with hose attachment prevents paint damage to the sprayer when folded in
- Including bayonet cap system MULTIJET (incl. gasket) as standard

Application:



Liquid fertilizer delivery

- 5S: 50–300 l/ha UAN
- 5SL: 180–550 l/ha UAN

Technical data:



Hose spacing

- 0.5 m cereal crops, rape seed
- 0.75 m corn



ISO dosing orifice

- 5S: 02 and 03
- 5SL: 04, 05 and 06



Spray angle


160°



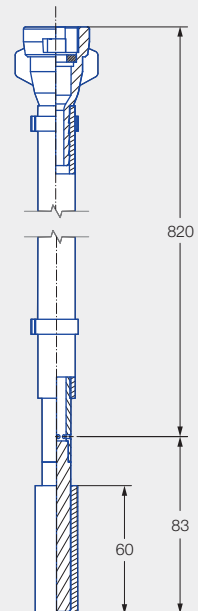
Pressure ranges

1–5 bar

Series 5S/5SL



Dimensions in mm.




Assembly



Mounting instruction

Fit hose drop system 5S and 5SL facing forwards in driving direction when assembling on the field spray boom. When the system floats up slightly, the nozzle will then spray directly into the crop.





Direction of travel = spraying direction

Guide hose drop system 5S and 5SL 5 to 10 cm above the soil.

Good to know

You can find detailed information in our brochure "Application of liquid fertilizer" and at www.lechler-agri.com



Ø [mm]	[bar]	[l/min]		UAN (28) [l/ha] 					UAN (28) [l/ha] 					
		Water	UAN (28)	5.0 km/h	6.0 km/h	7.0 km/h	8.0 km/h	10.0 km/h	5.0 km/h	6.0 km/h	7.0 km/h	8.0 km/h	10.0 km/h	
5S	02	1.0	0.46	0.41	98	81	70	61	49	65	54	46	41	33
		2.0	0.65	0.57	138	115	98	86	69	92	77	66	57	46
		3.0	0.80	0.71	170	141	121	106	85	113	94	81	71	57
		4.0	0.92	0.81	195	163	139	122	98	130	108	93	81	65
		5.0	1.03	0.91	218	182	156	137	109	146	121	104	91	73
	03	1.0	0.69	0.61	146	122	105	91	73	98	81	70	61	49
		2.0	0.97	0.86	206	171	147	129	103	137	114	98	86	69
		3.0	1.19	1.05	252	210	180	158	126	168	140	120	105	84
		4.0	1.37	1.21	291	242	208	182	145	194	161	138	121	97
		5.0	1.54	1.36	327	272	233	204	163	218	181	156	136	109
5SL	04	1.0	0.91	0.80	193	161	138	121	97	129	107	92	80	64
		2.0	1.29	1.14	274	228	195	171	137	182	152	130	114	91
		3.0	1.58	1.40	335	279	239	209	168	223	186	160	140	112
		4.0	1.82	1.61	386	322	276	241	193	257	214	184	161	129
		5.0	2.04	1.80	433	361	309	270	216	288	240	206	180	144
	05	1.0	1.14	1.01	242	202	173	151	121	161	134	115	101	81
		2.0	1.61	1.42	342	285	244	213	171	228	190	163	142	114
		3.0	1.97	1.74	418	348	299	261	209	279	232	199	174	139
		4.0	2.27	2.01	482	401	344	301	241	321	268	229	201	161
		5.0	2.54	2.25	539	449	385	337	269	359	299	257	225	180
	06	1.0	1.36	1.20	288	240	206	180	144	192	160	137	120	96
		2.0	1.93	1.71	409	341	292	256	205	273	227	195	171	136
		3.0	2.36	2.09	501	417	358	313	250	334	278	238	209	167
		4.0	2.73	2.41	579	483	414	362	290	386	322	276	241	193
		5.0	3.05	2.70	647	539	462	404	324	431	359	308	270	216



- Operating pressure at the dosing orifice (measured with diaphragm valve)
- Hose spacing 0.5/0.75 m
- Verify the table values by gauging the flow rates prior to every spraying season
- Make sure that the same dosing orifices are fitted in the hoses
- The stated liter-per-hectare rates apply to UAN (28/1.28 kg/l)



Recommendation

Relocation kit for variable row adaptation.






Order no.:
092.174.00.00.00
(see Page 130).

Description		Order no.
Hose drop system 5S		092.173.00.00.00
Dosing orifices		
ISO 02 (formerly: 1.0/39) ¹		600.500.56.02.40
ISO 03 (formerly: 1.2/48) ¹		600.500.56.03.40
Hose drop system 5SL		092.173.00.01.00
Dosing orifices		
ISO 04 (formerly: 1.5/59) ¹		600.500.56.04.40
ISO 05		600.500.56.05.40
ISO 06 (formerly: 1.8/72) ¹		600.500.56.06.40

Liter per hectare rates as for FL nozzle (see Page 91).

¹ Stainless steel dosing orifice up to 2019.

Accessories

Description		Order no.
Securing clip		092.164.56.00.10
Extra-high 4 mm gasket		095.015.6C.02.85
Intermediate adapter for system Lechler TWISTLOC		092.163.56.00.22
Intermediate adapter for system Rau		092.163.56.00.21
Intermediate adapter for system Hardi		092.163.56.00.20



Nozzle calculator app

The apps for Lechler agricultural nozzles make selection and use of the optimum nozzle even easier. Find out more here: www.lechler.com/de-en/service/apps

