

AIUB TeeJet® BANDING & DIRECTED SPRAY

Typical Applications



HERBICIDE
CONTACT
GOOD
SYSTEMIC
EXCELLENT



INSECTICIDE
SYSTEMIC
GOOD



FERTILIZER
BANDING
EXCELLENT



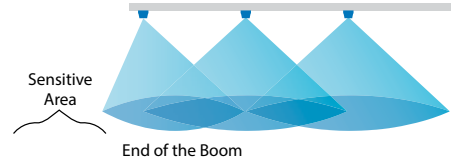

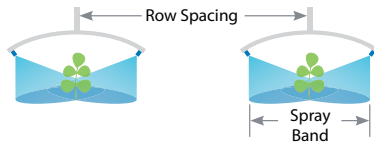
DRIFT CONTROL
EXCELLENT




BANDING NOZZLES

FEATURES


- Air-Induction Spray tip producing large air-filled droplets through the use of a Venturi air aspirator.
- Off-center spray pattern with flat spray characteristics.
- 85° spray angle.
- Underleaf banding of pesticides or liquid fertilizers.
- Used at the end of the spray boom around the perimeter of the field to protect sensitive areas.
- Available with stainless steel insert, polymer holder and pre-orifice with VisiFlo® color-coding in four capacities.
- Automatic spray alignment with 114443A*-CEL Quick TeeJet cap and gasket. See page 118 for more information.



SPRAY PATTERN



DROPLET SIZE CLASSIFICATION



RECOMMENDED PRESSURE RANGE



MATERIALS AVAILABLE

VS STAINLESS STEEL

HOW TO ORDER

Stainless Steel with VisiFlo color-coding

A I U B 8 5 0 2 5 V S

Tip Type Spray Angle Capacity Size Material Code



Visit www.teejet.com for updated charts.

AIUB TeeJet® BANDING & DIRECTED SPRAY

TIP PART NO. (STRAINER MESH SIZE)	bar	DROP SIZE	CAPACITY ONE TIP IN l/min	APPLICATION RATE FOR 50 cm SPRAY TIP SPACING						APPLICATION RATE FOR 75 cm SPRAY TIP SPACING					
				l/ha						l/ha					
				4 km/h	6 km/h	8 km/h	10 km/h	15 km/h	20 km/h	4 km/h	6 km/h	8 km/h	10 km/h	15 km/h	20 km/h
AIUB8502 (50)	2.0	UC	0.65	195	130	97.5	78.0	52.0	39.0	130	86.7	65.0	52.0	34.7	26.0
	3.0	XC	0.79	237	158	119	94.8	63.2	47.4	158	105	79.0	63.2	42.1	31.6
	4.0	VC	0.91	273	182	137	109	72.8	54.6	182	121	91.0	72.8	48.5	36.4
	5.0	VC	1.02	306	204	153	122	81.6	61.2	204	136	102	81.6	54.4	40.8
	6.0	C	1.12	336	224	168	134	89.6	67.2	224	149	112	89.6	59.7	44.8
	7.0	C	1.21	363	242	182	145	96.8	72.6	242	161	121	96.8	64.5	48.4
	8.0		1.29	387	258	194	155	103	77.4	258	172	129	103	68.8	51.6
AIUB85025 (50)	2.0	UC	0.81	243	162	122	97.2	64.8	48.6	162	108	81.0	64.8	43.2	32.4
	3.0	XC	0.99	297	198	149	119	79.2	59.4	198	132	99.0	79.2	52.8	39.6
	4.0	VC	1.14	342	228	171	137	91.2	68.4	228	152	114	91.2	60.8	45.6
	5.0	VC	1.28	384	256	192	154	102	76.8	256	171	128	102	68.3	51.2
	6.0	C	1.40	420	280	210	168	112	84.0	280	187	140	112	74.7	56.0
	7.0	C	1.51	453	302	227	181	121	90.6	302	201	151	121	80.5	60.4
	8.0		1.62	486	324	243	194	130	97.2	324	216	162	130	86.4	64.8
AIUB8503 (50)	2.0	XC	0.96	288	192	144	115	76.8	57.6	192	128	96.0	76.8	51.2	38.4
	3.0	XC	1.18	354	236	177	142	94.4	70.8	236	157	118	94.4	62.9	47.2
	4.0	VC	1.36	408	272	204	163	109	81.6	272	181	136	109	72.5	54.4
	5.0	VC	1.52	456	304	228	182	122	91.2	304	203	152	122	81.1	60.8
	6.0	C	1.67	501	334	251	200	134	100	334	223	167	134	89.1	66.8
	7.0	C	1.80	540	360	270	216	144	108	360	240	180	144	96.0	72.0
	8.0		1.93	579	386	290	232	154	116	386	257	193	154	103	77.2
AIUB8504 (50)	2.0	XC	1.29	387	258	194	155	103	77.4	258	172	129	103	68.8	51.6
	3.0	XC	1.58	474	316	237	190	126	94.8	316	211	158	126	84.3	63.2
	4.0	VC	1.82	546	364	273	218	146	109	364	243	182	146	97.1	72.8
	5.0	VC	2.04	612	408	306	245	163	122	408	272	204	163	109	81.6
	6.0	C	2.23	669	446	335	268	178	134	446	297	223	178	119	89.2
	7.0	C	2.41	723	482	362	289	193	145	482	321	241	193	129	96.4
	8.0		2.58	774	516	387	310	206	155	516	344	258	206	138	103

Note: Always double check your application rates. Droplet size classification shown is based on ISO 25358. Droplet size classification standard is subject to change. Tabulations are based on spraying water at 21°C. See technical information (pages 179–202) for droplet size classification, useful formulas and other technical information.

BANDING NOZZLES