

Typical Applications



HERBICIDE
SOIL APPLIED
EXCELLENT
SYSTEMIC
EXCELLENT



FUNGICIDE
SYSTEMIC
GOOD



INSECTICIDE
SYSTEMIC
GOOD

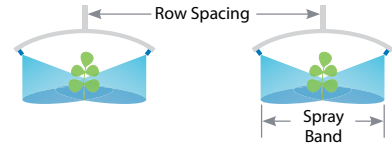


DRIFT CONTROL
VERY GOOD




FEATURES


- Non-tapered flat spray pattern with a 95° angle providing even coverage without overlapping.
- Pre-orifice design produces large droplets to reduce drift.
- Ideal for soil applied and systemic herbicide applications.
- Ideal for banding over the row or in row middles.
- Available with stainless steel insert, polymer holder and pre-orifice with VisiFlo color-coding in five capacities.
- Automatic spray alignment with 114441A-*CELR Quick TeeJet® cap and gasket.



SPRAY PATTERN



DROPLET SIZE CLASSIFICATION



OPTIMUM SPRAY HEIGHT

HEIGHT	l/ha CONVERSION FACTORS	
	50 cm	75 cm
20 cm	2.50	3.75
25 cm	2.00	3.00
30 cm	1.67	2.50
40 cm	1.25	1.88

To find l/ha on the spray band, multiply the tabulated l/ha from the following page for row spacing by the conversion factors above.

Example:

- Spray Band = 20 cm
- Row spacing = 75 cm (Conversion Factor = 3.75)
- DG95015EVS at 3 bar at 8 km/h – 59 l/ha
- Corrected l/ha = 59 x 3.75 = 221.25 l/ha

RECOMMENDED PRESSURE RANGE



2-4 bar

MATERIALS AVAILABLE



STAINLESS STEEL

HOW TO ORDER

Stainless Steel with VisiFlo® color-coding

D G 9 5 0 1 5 E V S

Tip Type

Capacity Size

Material Code

Spray Pattern

TIP PART NO. (STRAINER MESH SIZE)	bar	DROP SIZE	CAPACITY ONE TIP IN l/min	APPLICATION RATE FOR 50 cm SPRAY TIP SPACING						APPLICATION RATE FOR 75 cm SPRAY TIP SPACING					
				l/ha						l/ha					
				4 km/h	6 km/h	8 km/h	10 km/h	15 km/h	20 km/h	4 km/h	6 km/h	8 km/h	10 km/h	15 km/h	20 km/h
DG95015EVS (100)	2.0	M	0.48	144	96.0	72.0	57.6	38.4	28.8	96.0	64.0	48.0	38.4	25.6	19.2
	2.5	M	0.54	162	108	81.0	64.8	43.2	32.4	108	72.0	54.0	43.2	28.8	21.6
	3.0	F	0.59	177	118	88.5	70.8	47.2	35.4	118	78.7	59.0	47.2	31.5	23.6
	4.0	F	0.68	204	136	102	81.6	54.4	40.8	136	90.7	68.0	54.4	36.3	27.2
DG9502EVS (50)	2.0	M	0.65	195	130	97.5	78.0	52.0	39.0	130	86.7	65.0	52.0	34.7	26.0
	2.5	M	0.72	216	144	108	86.4	57.6	43.2	144	96.0	72.0	57.6	38.4	28.8
	3.0	M	0.79	237	158	119	94.8	63.2	47.4	158	105	79.0	63.2	42.1	31.6
	4.0	M	0.91	273	182	137	109	72.8	54.6	182	121	91.0	72.8	48.5	36.4
DG9503EVS (50)	2.0	M	0.96	288	192	144	115	76.8	57.6	192	128	96.0	76.8	51.2	38.4
	2.5	M	1.08	324	216	162	130	86.4	64.8	216	144	108	86.4	57.6	43.2
	3.0	M	1.18	354	236	177	142	94.4	70.8	236	157	118	94.4	62.9	47.2
	4.0	M	1.36	408	272	204	163	109	81.6	272	181	136	109	72.5	54.4
DG9504EVS (50)	2.0	C	1.29	387	258	194	155	103	77.4	258	172	129	103	68.8	51.6
	2.5	M	1.44	432	288	216	173	115	86.4	288	192	144	115	76.8	57.6
	3.0	M	1.58	474	316	237	190	126	94.8	316	211	158	126	84.3	63.2
	4.0	M	1.82	546	364	273	218	146	109	364	243	182	146	97.1	72.8
DG9505EVS (50)	2.0	C	1.61	483	322	242	193	129	96.6	322	215	161	129	85.9	64.4
	2.5	C	1.80	540	360	270	216	144	108	360	240	180	144	96.0	72.0
	3.0	C	1.97	591	394	296	236	158	118	394	263	197	158	105	78.8
	4.0	M	2.27	681	454	341	272	182	136	454	303	227	182	121	90.8

Note: Always double check your application rates. Droplet size classification shown is based on ISO 25358. Droplet size classification standard is subject to change. Tabulations are based on spraying water at 21°C. See technical information (pages 179–202) for droplet size classification, useful formulas and other technical information.

